

# NORDIC COMMERCIAL CASSETTE TYPE SERIES N



**INVERTER**



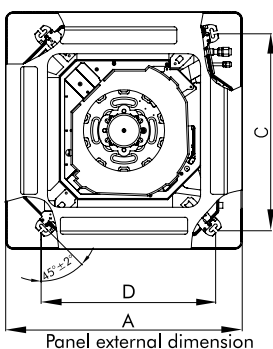
- ▶ Compact size;
- ▶ Drainage pump (only for inverter models);
- ▶ Low noise level;
- ▶ Long life washable filter;
- ▶ Automatic air distribution in Swing mode
- ▶ Self-diagnosis of the main units and modes;
- ▶ Multi-level protection system;
- ▶ Intelligent defrost;
- ▶ Length of the pipe up to 50 m

Model		CH-IC12NK4/ CH-IU12NK4	CH-IC18NK4/ CH-IU18NK4	CH-IC24NK4/ CH-IU24NK4	CH-IC36NK4/ CH-IU36NM4	CH-IC42NK4/ CH-IU42NM4	CH-IC48NK4/ CH-IU48NM4	CH-IC60NK4/ CH-IU60NM4
Capacity	Cooling/Heating kW	3.5/3.8	5.0/5.5	7.0/8.0	10.0/12.0	11.0/12.5	14.0/16.0	16.0/17.0
Power Supply		~220-240 V/50 Hz/1 Ph			~380-415 V/50 Hz/3 Ph			

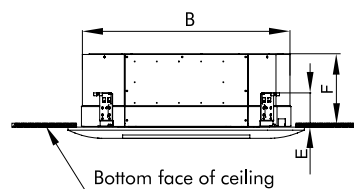
## INDOOR UNIT

Model	A (mm)	B (mm)	C (mm)	D (mm)	E (mm)	F (mm)	G (mm)	H (mm)	I (mm)	J (mm)
CH-C18NK2	670	595	599	562	135	240	665	234	562	491

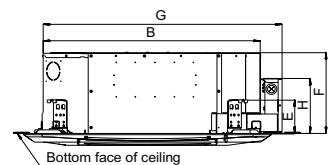
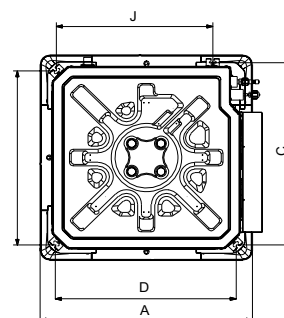
CH-C18NK2



Panel external dimension



Bottom face of ceiling



Bottom face of ceiling

**INVERTER**

Model	A (mm)	B (mm)	C (mm)	D (mm)	E (mm)	F (mm)
CH-IC12NK4	670	596	592	571	145	240
CH-IC18NK4	670	595	599	562	135	240
CH-IC24NK4	950	840	780	680	160	240
CH-IC36NK4	950	840	780	680	160	320
CH-IC42NK4	950	840	780	680	160	320
CH-IC48NK4	1040	910	842	788	170	290
CH-IC60NK4	1040	910	842	788	170	290

## ON/OFF

Model	A (mm)	B (mm)	C (mm)	D (mm)	E (mm)	F (mm)
CH-C24NK2	950	840	784	728	135	240
CH-C36NK2	950	850	776	712	134	325
CH-C48NK2	950	840	770	680	134	290
CH-C60NK2	950	840	770	680	134	290